

生态环境部
二〇一八年十一月

3

5

9

14

16

19

24

26

27

28

29

31

33

34

34

36

37

38

41

43

45

46

48

50

50

51

2017

2017

GDP

2005

46%

2020

40%-45%

13.8%

2017

2018

2018

2017

46%

2020

2017

2005

40%-45%

2017

58.8%

GDP

51.6%

2018

1.5

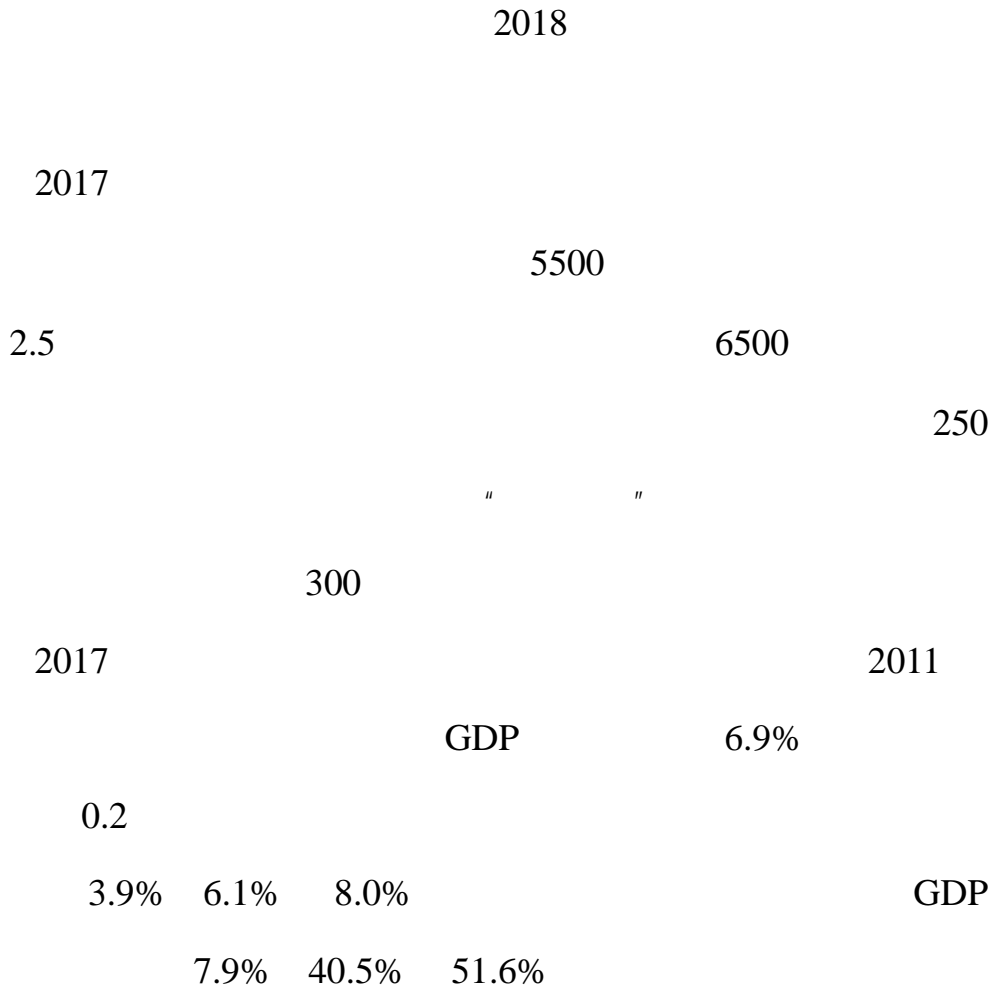
GDP

54.3%

0.3

13.9

2018



2017
2017-2021
2019

2021

50% 70%

" 2+26"

2017

2013-2017

2018

2020

2015 10%

5% 2017

2017

	2018	3		
	2017			
7	6.04			
2000				
			2017	1 1
		7 1		
	50ppm		10	1
" 2+26"			11	1
	10ppm			
2017				
			2017	
2386	2016		14.8%	

2017

" "

2017 10 11

2017

2

2017 11

2017

6.5

14%

36.6%

2.1% 2017

18.8% 7.0% 13.8% 2016 1.6% 0.5%
0.6% 0.5%

" "

" " " " " "

GDP 15% 50

2017

" "

" "

" "

" "

" "

" "

2017

2020

" "

" +"

2018 2

2017

13

260

2017

3444

90%

2017 1

2017

2017


5

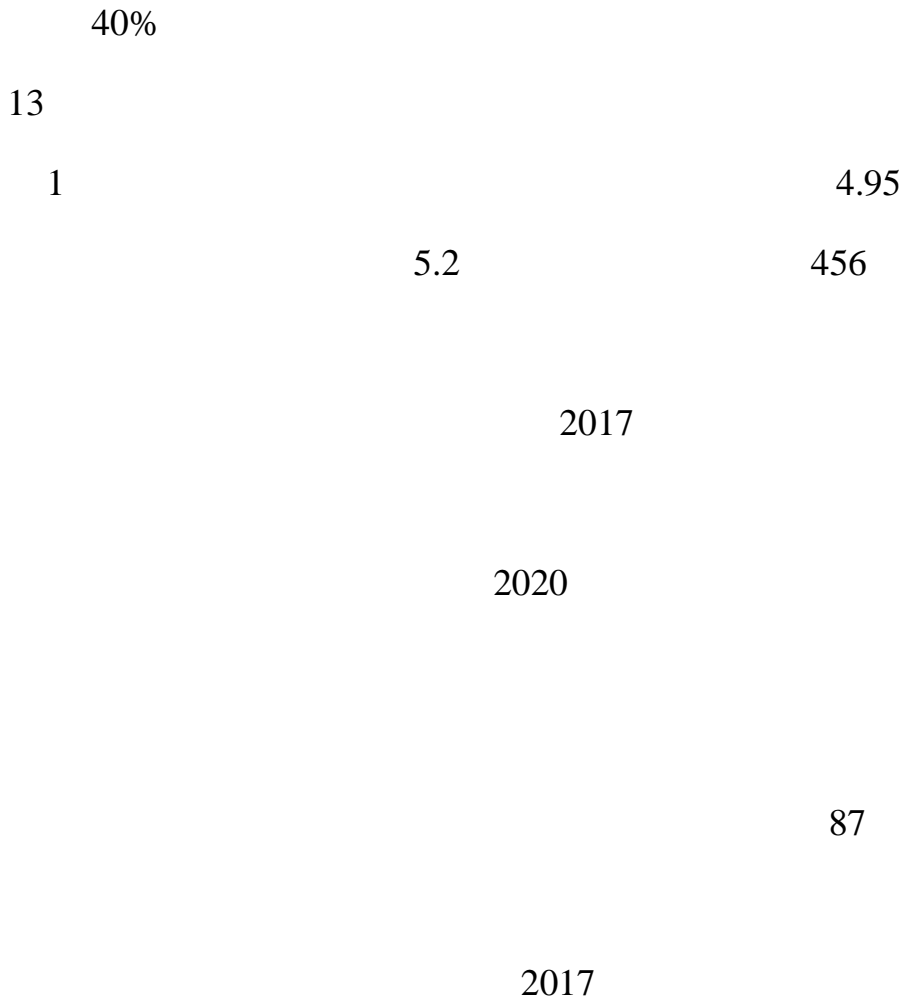
14

"

"

7





“ 2020

“ “ 2020 “

2017

37.8% 2015

2.6

2017 6

2017 8

2018-2020

2017

70% 82%

2017 4100

140.83

2017 3

" 2020

35% "

2016-2020

2016-2050

2017 11 " "

18

	2017		768.07	1.15
		1	885.64	
1.33				
	2		3400	
		2017		
LULUCF				
	2017		55.3%	
0.7			10.65	
2.53%		2017		
		46.06		0.67
		3300		
19			33	

2017

2017 4

2017

100

3297

4563

2017

65

7.97

3

8

3.1

			87	
		200		
2016-2025	2017		14.8	
6				
			2017	
		187.6		12.06
		26.05		2017
		6.4		
		2017		
	2249	12613		
13.14%				
	2017			
"	"			

2017

" "

2017

1700

3200

35.6

59

6.5

28

897

"

"

83

2016

-

2017 7

755

27

420

2017

17

3

11.6

3.1

6.9

2017

<

>

2018 1

" "

2 5400
13 37
2017
2.4 600
7000 1148
19
2 24 95%

1021

2017

CCUS

2017 1

45

87

2017

22

400

4

“ ”

“ 1+5”

2018 6

9

“

”

2020

2025

2025

2027

2017-2035

2025

2020

2020

2020

2020

2017

10

73

28

45

2017

28

2017

CCUS

CCUS

2017

CCUS

CCUS

100

CCUS

2017

2018

2017

CCUS

13

2017

“

”

”

”

”

”

”

”

2018

2018

“ ”

“

”

——

" 2018

"

"

— —

"

"

•

"

2018

10

"

"

" CETROVO "

"

"

"

"

" 2018Hi "

2018 " • -- "

" " 2018

2017

2018 4

2018 7

" "

2018 6

31

" "

25

"

"

6

" "

2017

2016

27

2018

2017

2018

16

14

2018 7

12

200

2017

2017

2017 12



PHCER

			"		"
				"	
"	2017	6		2018	8
	11.8			2.2	
70					

2017

2017 GDP
 2017
 GDP



2017 4

" "

2017

2017

CCUS

27

2018 1

5

2018

2018

IPCC

1.5

50

2018

53

2018

2017

2017 1

“

”

2017 9

2018 6

2018 9

"

"

"

"

2017 12

" " "

2018 12

COP24

"

"

" "

2020

2020

1000

2020

"

"

2017 12

2018 7

-

2018 7

2018 9

2018 4

30

2017

"

"

"

80

